

Choose the Height and Width - Choose Your Drawer Configuration Choose Your Lock - Your Color - Your Accessories

Designed and built to meet the needs of today's healthcare market. Ergonomic side handles, comfort drawer pulls, expanded lock options and a standard antimicrobial top make things easier for your staff and help support your infection control initiatives. M-Series carts offer you choices.



MDS3030EKC06

Warranty:

- 12-Year Manufacturer's Warranty on shipments to US and Canada, 5-Year Manufacturer's Warranty on all other International shipments.
- 1-Year Limited Warranty on any bought-out parts

M-Series Features:

- Choice of lock options
- Full extension drawers slides for easy access
- Industry only fully curved protective bumper
- Fully customizable drawer configurations
- Durable scratch resistant hard baked powder coat finish
- Ergonomic side push handles can be mounted on either side
- Industry best 5" quiet rolling Tente® casters - 1 steering caster & 2 braking casters
- Body has pre-threaded accessory mounting holes
- Antimicrobial plastic top, removable



Engineered &
Manufactured
in the U.S.



MDS3027BC5

*(upgraded to white anti-microbial
breakaway bar and other options)*

Base MDS30 Cart Dimensions:

- Inside Drawer Dims: 24.5" W x 17" D (62.2 x 43.2 cm)
- Cart Weight – 100-160 lbs, depending on model
- Shipping Dims: 56" H x 39" W x 26" D
(142.2 cm x 99 cm x 66 cm)

The Choice is Yours!

X-Short
34" H x 36.75" W x 22" D
 32.875" Height of Work Surface
**21" of Configurable
 Drawer Space**



Short
37.25" H x 36.75" W x 22" D
 36.125" Height of Work Surface
**24" of Configurable
 Drawer Space**



Medium
40.5" H x 36.75" W x 22" D
 39.375" Height of Work Surface
**27" of Configurable
 Drawer Space**

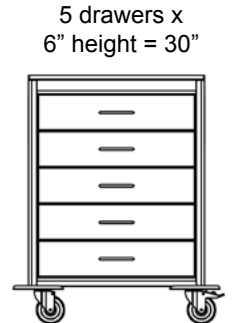
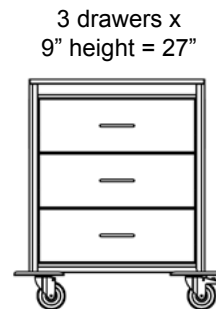
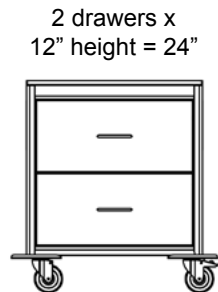
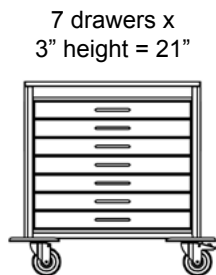


Tall
43.75" H x 36.75" W x 22" D
 42.625" Height of Work Surface
30" of Configurable Drawer Space



Choose Your Drawer Configuration:

1. Choose a cart size (X-Short, Short, Medium and Tall)
2. Select **any combination** of 3", 6", 9" or 12" drawers that fit within your cart's configurable drawer space.



Choose Your Lock:

- **B** - Breakaway Lock
 - **K** - Key-Lock
 - **E** - Basic Electronic Pushbutton Lock
 - **EKC** - Electronic Lock w/Keypad
 - **ELP** - Electronic Lock w/Keypad and Proximity Reader
 - **WKC** - Wireless Electronic Lock w/Keypad
 - **WELP** - Wireless Electronic Lock w/Keypad and Proximity Reader
- View locking options online: <https://www.harloff.com/locking-options/>

Choose Your Color(s):

Available in any of these 23 colors: Beige, Burgundy, Light Blue, Navy Blue, Light Gray, Red, Teal, Yellow, Cream, Gloss Black, White, Taupe, Forest Green, Hammertone Blue, Hammertone Gray, Hammertone Green and Sand. Hammer Red, Hammer Black, Mauve, Purple and Pink are also available as Special Order Colors. **An antimicrobial finish is available in Lemon Drop Yellow.** View color options online: <https://www.harloff.com/finish-options/>

Choose Your Accessories:

Full line of drawer dividers and exterior accessories are available for all cart sizes. View accessory options online: <https://www.harloff.com/accessories/>